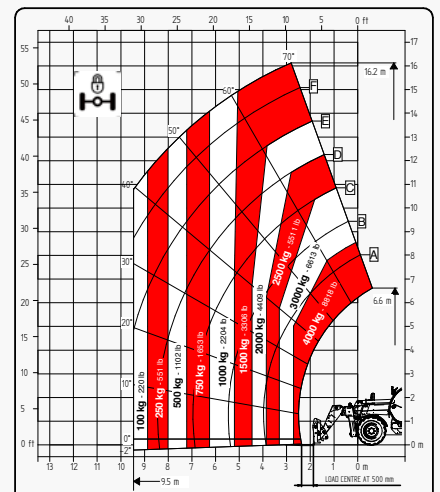
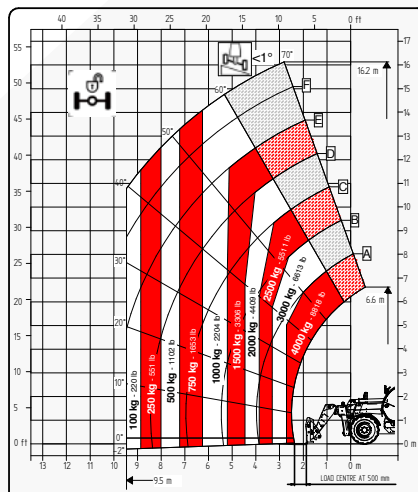
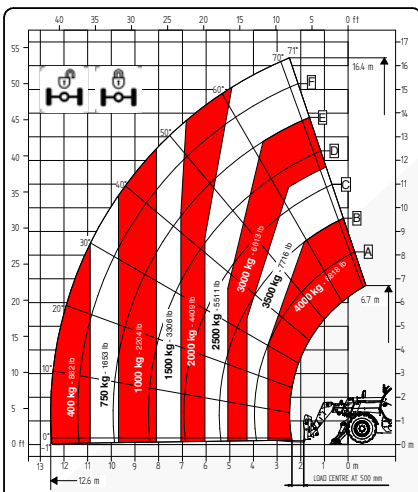


17.40 BIG RANGE



It brings to the attention of all potential customers, all recipients, and to the maximum extent possible, external interlocutors, that Faresin Industries S.p.A. adopts a general Disclaimer regarding the description of the technical and functional characteristics of its machineries, as well as the manner of their use, also with regard to their safety. The Disclaimer must be understood as having a general scope, and therefore Faresin Industries s.p.a. invites to know it, also by accessing the website: www.faresinindustries.com



FARESIN.COM



17.40 BIG RANGE

TECHNICAL FEATURES

MODELS		17.40
DIMENSIONS		
[A] Height	ft	8.2
[B] Width	ft	7.6
[C] Gauge	ft	6.1
[D] Ground clearance	ft	1
[E] Front overhang	ft	7.6
[F] Pitch	ft	9.6
[G] Rear overhang	ft	4
[H] Width with stabilizers	ft	11.2
[I] Length	ft	21.3
[L] Cabin width	ft	3.1
WEIGHT		
Classic 55	lbs	25,705
Classic 74	lbs	26,036

MODELS		17.40
DETAILS		
Number of extracting sections	nr	3
Max capacity	lbs	8,818
Max lifting height	ft	53.8
Max horizontal boom extension	ft	41.3
Boom extension at max height	ft	8.2
Swinging Angle	°	144
TANK CAPACITY		
Hydraulic oil tank	gal	39.6
Diesel tank	gal	31.7
CONNECTION FOR EQUIPMENT		
FH		●
EURO		○

Dimensions defined on model with wheels 405/70 20

CONFIGURATION		CLASSIC 55	CLASSIC 74
TRANSMISSION			
Hydrostatic		single gear	single gear
Speed	mph	15.5	18.6
ENGINE TIER 4 FINAL			
Builder		Deutz Tier 4 Final	Deutz Tier 4 Final
Power	kW/hp	55,4/75,3	74,4/101
Aftertreatment system		DOC + DPF	DOC + DPF + SCR
Drawbar pull	daN	5000	5000
HYDRAULIC			
Pump type		gears pump	gears pump
Hydraulic capacity	gal/psi	31.7/3,335	31.7/3,335
TYRES			
405/70 20		●	●
405/70 24		○	○
445/65 R22.5*		○	○
Turning radius	ft	13.8	13.8
OTHER			
Joystick		mechanical-electro proportional	mechanical-electro proportional
Quick coupling		○	○
Electro-proportional double acting rear hydraulic connection		○	○
Front and rear LED lights		○	○
Rear trailer lights socket		○	○
6 t fixed tow hook		○	○
Engine water pre-heating		○	○
Air conditioning		○	○
Floating boom		○	○
Boom suspension		○	○
Manual 6-way diverter		○	○
PEB (Boom Electric Socket)		○	○
Creeper		○	○
Front constant flow		○	○
Bucket mode		●	●
Pneumatic / hydraulic trailer brake		○	○
Frame lateral levelling ±10°		●	●
Front Stabilizers		●	●
Rear axle swing block		○	○

* standard on models 17.45

● Standard ○ Optional - Not available